

1 | 4

Fund Management: DJE Kapital AG

Fund Manager Dr. Jan Ehrhardt

Responsible Since 01/08/2008

Co-Fund Manager Stefan Breintner

Responsible Since 01/07/2019

Minimum Investment 3,000,000 EUR**Fund Facts**

ISIN LU0374457033

WKN A0Q5K1

Bloomberg DJAHDXP LX

Reuters LU0374457033.LUF

Asset Class Equity Funds General Asia/Pacific

Minimum Equity 51%

Partial Exemption of Income¹ 30%Investment Company² DJE Investment S.A.

Fund Management DJE Kapital AG

Type of Share payout²

Financial Year 01/01 - 31/12

Launch Date 01/08/2008

Fund Currency EUR

Fund Size (29/02/2024) 91.97 million EUR

TER p.a. (29/12/2023)² 0.93%

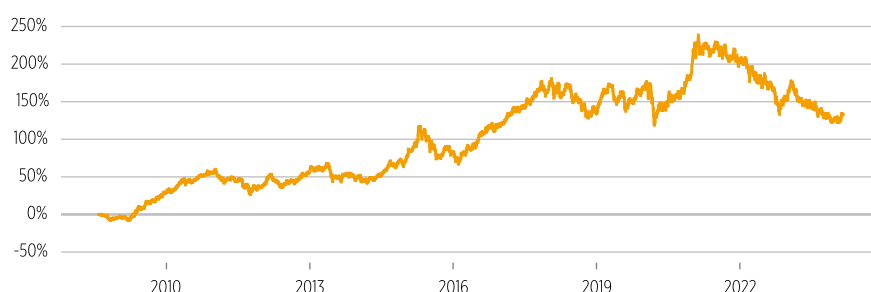
This sub-fund/fund promotes ESG features in accordance with Article 8 of the Disclosure Regulation (EU Nr. 2019/2088).³

Ratings & Awards⁴ (29/02/2024)**Morningstar Rating Overall⁵ ★★****DJE - ASIEN XP (EUR)****INVESTMENT STRATEGY**

DJE - Asien invests primarily in solid companies with promising growth prospects in the Asia-Pacific region. The fund management seeks to identify investments with attractive valuations and shareholder-friendly corporate policies such as capital returns and share buybacks (total shareholder return). The fund allocation is independent from market benchmark and uses decades of experience and in-depth Asian expertise of DJE research team to deliver a positive performance.

PERFORMANCE IN PERCENT SINCE INCEPTION (01/08/2008)

■ DJE - Asien XP (EUR)



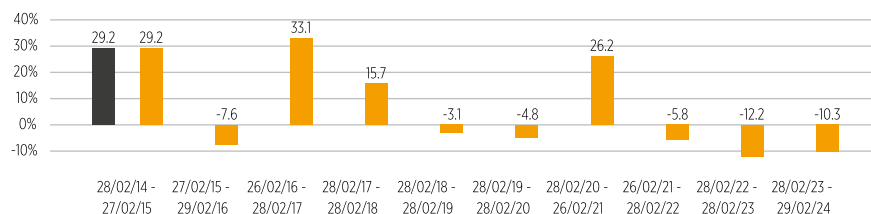
Data: Anevis Solutions GmbH, own illustration.

As at: 29/02/2024

ROLLING PERFORMANCE OVER 10 YEARS IN PERCENT

■ Fund (net) in consideration with the maximum issue surcharge of 0.00%

■ Fund (gross) DJE - Asien XP (EUR)



Data: Anevis Solutions GmbH, own illustration.

As at: 29/02/2024

PERFORMANCE IN PERCENT

	MTD	YTD	1 Yr	3 Yrs	5 Yrs	10 Yrs	Since Inception
Fund	4.28%	1.56%	-10.35%	-25.83%	-10.93%	59.26%	132.55%
Fund p.a.	-	-	-	-9.46%	-2.29%	4.76%	5.57%

Data: Anevis Solutions GmbH, own illustration.

As at: 29/02/2024

The Funds are actively managed by DJE and, where a benchmark index is indicated, without reference to it. The presented charts and tables concerning performance are based on our own calculations according to the gross performance (BVI) method² and illustrate past development. Past performance is not indicative for future returns. The BVI method takes into account all costs incurred at the fund level (e.g. management fees), the net performance and the issue fee. Additional individual costs may be incurred at the customer level (e.g. custodian fees, commission and other charges). Model calculation (net): an investor wishes to purchase shares for Euro 1,000. With a maximum issue surcharge of 0.00%, he has to spend a one-off amount of Euro 0.00 when making the purchase. In addition, there may be custodian costs that reduce performance. The custodian costs are decided by your bank's price list and service charges.

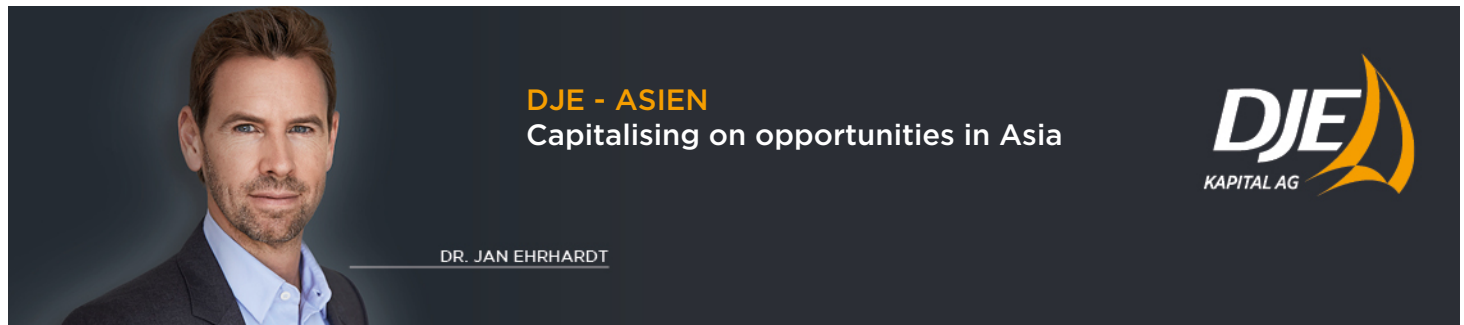
1 | The fiscal treatment depends on the personal circumstances of the respective client and can be subject of change in the future.

2 | see also on (www.dje.de/DE_en/fonds/fondswissen/glossar)

3 | see also on (www.dje.de/en-de/company/about-us/invest-sustainably/)

4 | Awards and many years of experience do not guarantee investment success. Sources on homepage (<https://www.dje.de/en-de/company/about-us/awards-ratings/2023/>)

5 | see page 4



2 | 4

Asset Allocation in Percent of Fund Volume

Stocks	96.58%
Cash	3.42%

As at: 29/02/2024

The asset allocation may differ marginally from 100% due to the addition of rounded figures.

Top Countries in Percent of Fund Volume

Japan	30.46%
Cayman Islands	21.57%
Bermuda	7.79%
Hong Kong	7.58%
Taiwan, Province Of China	7.27%

As at: 29/02/2024

Fund Prices per 29/02/2024

Bid	196.09 EUR
Offer	196.09 EUR

Fees¹

Initial Charge	0.00%
Management Fee p.a.	0.65%
Custodian Fee p.a	0.06%

¹ | See Key Information Document (PRIIPs KID) under <https://www.dje.de/en-de/investment-funds/productdetail/LU0374457033#downloads>

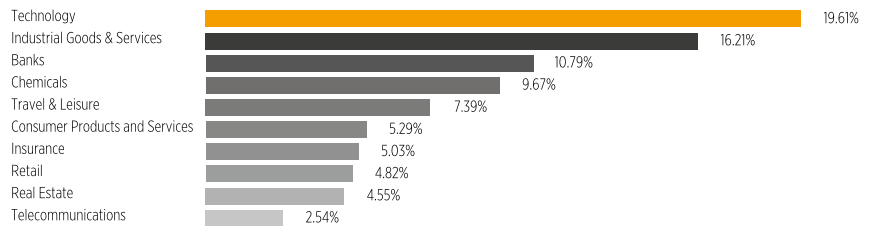
DJE - ASIEN

Capitalising on opportunities in Asia

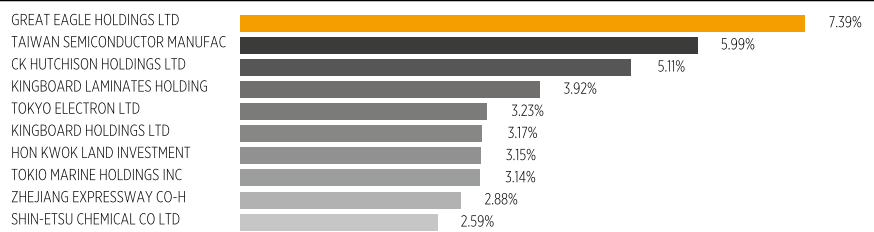


DR. JAN EHRHARDT

DJE - ASIEN XP (EUR)

TOP TEN SECTORS IN PERCENT OF THE EQUITY PORTFOLIO

As at: 29/02/2024

TOP TEN HOLDINGS IN PERCENT OF FUND VOLUME

When buying a fund, one acquires shares in the said fund, which invests in securities such as shares and/or in bonds, but not the securities themselves.

As at: 29/02/2024

RISK MEASURES¹

Standard Deviation (2 years)	13.04%	Maximum Drawdown (1 year)	-16.34%
Value at Risk (99% / 20 days)	-8.83%	Sharpe Ratio (2 years)	-1.00

As at: 29/02/2024

MONTHLY COMMENTARY

The Asian stock markets put in a largely pleasing performance in February. The stock exchanges in China, Japan, Taiwan and South Korea were among the strongest performers. By contrast, the stock exchanges in Singapore and Thailand closed the month with a moderately negative result. The Asian stock markets benefited in part from the positive momentum in the US and European equity regions, partly due to the ongoing enthusiasm surrounding the topic of artificial intelligence and the associated dominance of Asian semiconductor stocks. The "friendshoring" factor is likely to continue to play a role for the Japanese and South Korean markets. In China, on the other hand, the purchasing managers' index for services recovered, while that for manufacturing remained in recessionary territory. The majority of experts expect the annual meeting of the People's Congress at the beginning of March to set a growth target of 5% for 2024, as it did for the previous year, which is likely to be accompanied by stimulus measures in light of the crisis in the property sector. Against this market backdrop, the DJE - Asien rose by 4.28%. The sub-sectors of the Asian investment region showed a positive picture in February. The sectors that performed best in relative terms - i.e. with the smallest price losses - were healthcare (underweighted in the fund), consumer staples (underweighted in the fund) and consumer discretionary (overweighted in the fund). The weakest results came from the financial services (underweight in the fund), energy (underweight in the fund) and construction & materials (overweight in the fund) sectors. Overall, the sector weighting had a positive effect on the fund's price performance compared to the benchmark index. At the individual stock level, the highest performance contributions came from the Japanese semiconductor manufacturer Tokyo Electron, the Chinese e-car company Li Auto and the Taiwanese semiconductor group Taiwan Semiconductor Manufacturing Company. On the other hand, the fund's performance was negatively impacted by the telecommunications company KDDI, the brewery Asahi Group Holding and the trading company Itochu (all three Japan), among others. The fund management made moderate adjustments to the fund's sector allocation. The overweight was increased in the chemicals and property sectors. The overweight in the insurance, consumer goods and industrial goods sectors was reduced. The underweight was reduced in the technology, automotive manufacturers and financial services sectors. The underweight was increased in the telecommunications, food and commodities sectors. At country level, the proportion of Chinese and Taiwanese stocks increased, while the proportion of Japanese stocks fell. The investment ratio fell slightly to 96.58% (previous month: 98.32%). At the end of the month, stocks denominated in Hong Kong dollars were currency-hedged against the US dollar.



DJE - ASIEN

Capitalising on opportunities in Asia

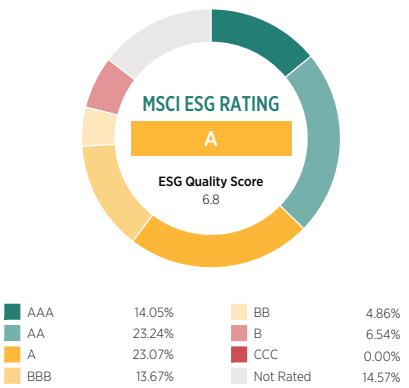


DJE
KAPITAL AG

DR. JAN EHRHARDT

Evaluation by MSCI ESG Research

MSCI ESG Rating (AAA-CCC)	A
ESG Quality Score (0-10)	6.8
Environmental score (0-10)	5.5
Social score (0-10)	5.8
Governance score (0-10)	5.2
ESG Rating compared to Peer Group (100% = best value)	59,09%
Peer Group	Equity Asia Pacific ex Japan (682 Funds)
ESG Coverage	85,43%
Weighted Average Carbon Intensity (tCO ₂ e / \$M sales)	136.40



ESG Rating	What it means
AAA, AA	Leader The companies that the fund invests in show strong and/or improving management of financially relevant environmental, social and governance issues. These companies may be more resilient to disruptions arising from ESG events.
A, BBB, BB	Average The fund invests in companies that show average management of ESG issues, or in a mix of companies with both above-average and below-average ESG risk management.
B, CCC	Laggard The fund is exposed to companies that do not demonstrate adequate management of the ESG risks that they face, or show worsening management of these issues. These companies may be more vulnerable to disruptions arising from ESG events.
Not Rated	Companies in the fund's portfolio that are not yet rated by MSCI, but these are rated as part of our own analysis.

Source: MSCI ESG Research as at 29/02/2024
Information on the sustainability-relevant aspects of the funds can be found at www.dje.de/en-de/company/about-us/invest-sustainably/

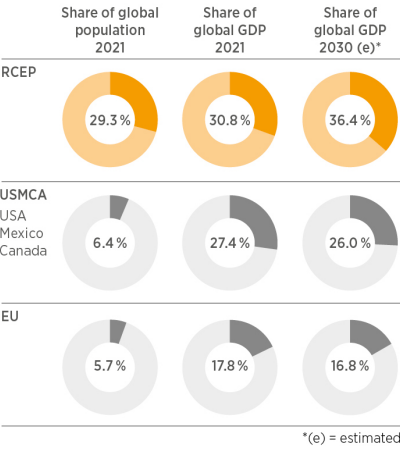
DJE - ASIEN XP (EUR)

INVESTMENT APPROACH

DJE - Asien invests primarily in companies with attractive and promising business models from the Asia-Pacific region. The RCEP free trade zone (Regional Comprehensive Economic Partnership), which was established in 2020, is the largest in the world in terms of its share of global GDP and is expected to contribute to the region's dynamic growth (see chart). The fund allocation is based on our proprietary fundamental top-down (FMM methodology) and bottom-up analysis. We believe that the combination of global macroeconomic analysis along with bottom-up security selection is essential to balance opportunities and risks. The focus of the fund is companies with attractive revenue and earnings growth, stable earnings, potential for innovation and a leading competitive position. The fund management allocates across regions, countries, and sectors of the Asian economic area, independent from any market benchmarks.

DYNAMIC GROWTH REGION ASIA

Free Trade Zone RCEP




Source: Weltbank, World Economics

As at: 2022

OPPORTUNITIES AND RISKS

- Opportunities
- + Excellent demographic developments make long-term growth in investments in Asia possible
 - + The conditions for expansion in many Asian domestic economies, such as China, continue to exist
 - + Traditionally higher dividend payments mean that the fund can take advantage of the compounding effect of reinvested dividends
- Risks
- Equity prices may exhibit relatively strong fluctuations depending on market conditions
 - Currency risks resulting from a high proportion of foreign investments
 - Issuer country and credit risks



4 | 4

DJE Kapital AG

DJE Kapital AG is part of the DJE Group, can draw on around 50 years of experience in asset management and is today one of the leading bank-independent financial service providers in German-speaking Europe. Our investment strategy, both in equities and bonds, is based on the FMM method developed in-house: a systematic analysis which takes three views on securities and the financial markets – fundamental, monetary and market-technical. DJE follows sustainability criteria when selecting securities, takes into account selected sustainable development goals, avoids or reduces adverse sustainability impacts and is a signatory to the United Nations "Principles for Responsible Investment".

Signatory of:



Contact

DJE Investment S.A.
Tel.: +352 2692522-0
E-Mail: info@dje.lu
www.dje.lu

DJE Kapital AG
Tel.: +49 89 790453-0
E-Mail: info@dje.de
www.dje.de

5 | 2024 Morningstar, Inc. All Rights Reserved. The information contained herein: (1) is proprietary to Morningstar and/or its content providers; (2) may not be copied or distributed; and (3) is not warranted to be accurate, complete or timely. Neither Morningstar nor its content providers are responsible for any damages or losses arising from any use of this information. Past performance is no guarantee of future results.

DJE - ASIEN XP (EUR)

Target Group

The Fund is Suitable for Investors

- + with a medium to long-term investment horizon
- + who seek to focus their equity investments on stocks that pay dividends
- + who wish to reduce risk compared to a direct investment

The Fund is not Suitable for Investors

- with a short-term investment horizon
- who seek safe returns
- who are not prepared to accept increased volatility

LEGAL INFORMATION

This is a marketing advertisement. Please read the prospectus of the relevant fund and the KIID before making a final investment decision. It also contains detailed informations on opportunities and risks. These documents can be obtained free of charge in German at www.dje.de under the relevant fund. A summary of investor rights can be accessed in German free of charge in electronic form on the website at www.dje.de/summary-of-investor-rights. The Funds described in this Marketing Announcement may have been notified for distribution in different EU Member States. Investors should note that the relevant management company may decide to discontinue the arrangements it has made for the distribution of the units of your funds in accordance with Directive 2009/65/EC and Article 32a of Directive 2011/61/EU. All information published here is for your information only, is subject to change and does not constitute investment advice or any other recommendation. The sole binding basis for the acquisition of the relevant fund is the above-mentioned documents in conjunction with the associated annual report and/or the semi-annual report. The statements contained in this document reflect the current assessment of DJE Kapital AG. The opinions expressed may change at any time without prior notice. All information in this overview has been provided with due care in accordance with the state of knowledge at the time of preparation. However, no guarantee or liability can be assumed for the correctness and completeness.